



PC-TFT-5VX

Interface Board

Features

- Used for TFT-LCD display: 5" AND-TFT-5VX
- Input Signal: D-SUB VGA signal, composite video channels and S-Video
- Auto detect input signal when power is on
- Operating Temperature: 0°C ~ 60°C
- Storage Temperature: -20°C ~ 80°C
- **RoHS Compliant**

The PC-TFT-5VX is designed to work with the AND-TFT-5VX color TFT display which is suitable for security, video game, door phone, video phone, portable TV and instrument display applications..

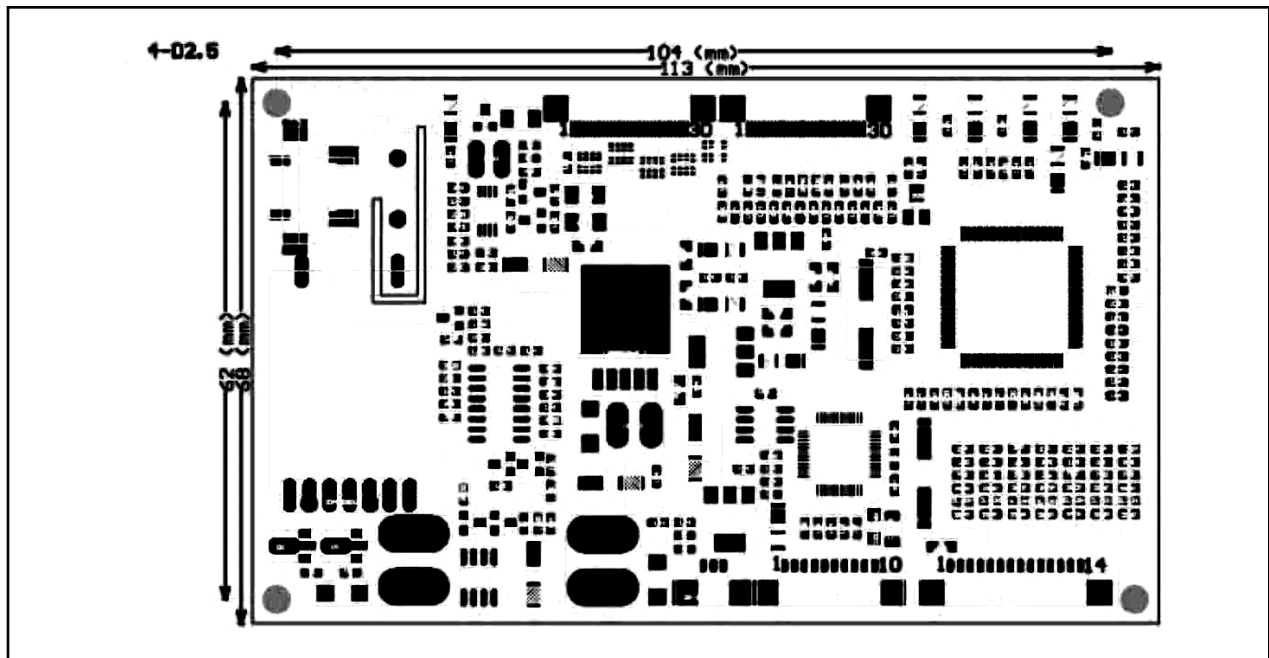
Mechanical Characteristics for Board

Item	Specification	Unit
Outline Dimension	113 (W) x 68(H) x 15.7 (D)	mm
Top Layer Height (max)	12	mm
Board thickness	1.2	mm
Four Screw Holes	φ 2.5	mm

Absolute Maximum Rating

Item	Symbol	Conditions	Min.	Max.	Unit
Operating Temperature	Top	—	0	60	°C
Storage Temperature	Tstg	—	-20	80	°C

Driver Board Outline Drawing



Product specifications contained herein may be changed without prior notice. It is therefore advisable to contact Purdy Electronics before proceeding with the design of equipment incorporating this product.

Electrical Characteristics


Symbol	Conditions	Input/Output	Min.	Typ.	Max.	Unit
Vin	DC (+)	Input	9	12	14	V
Iin	DC (+12V)		430	450	470	mA
Pin			-	5.4	-	W

Input/Output Terminals






J4: Outside Signal Input Terminal (14 pin), J5: Control Signal Input Terminal (10 pin), J6 Output to Panel Signal Terminal (30 FPC), J7: Output to Panel Signal Terminal (30FPC), Connector: MOLEX 53261-1471 or compatible

Pin No.	Symbol	I/O	Description	Pin No.	Symbol	I/O	Description
1	VCC	I	VCC	8	R	I	Video Red Input
2	GND	I	Ground	9	G	I	Video Green Input
3	GND	I	Ground	10	B	I	Video Blue Input
4	Video 1	I	Composite Video 1	11	GND	I	Ground
5	A/D2	I	A/D2	12	H	I	HSYNC Input for RGB
6	A/D1	I	A/D1	13	V	I	VSYNC Input for RGB
7	GND	I	Ground	14	GND	I	Ground

Block Diagram



Photos of Board, Cables and optional items

<p>A</p>	<p>DRIVER BOARD</p>		<p>CABLE FOR DEMO KIT</p>
			 <p>14pin</p>
<p>B (optional)</p>	<p>DEMO KIT</p>	<p>KEYBOARD</p>	<p>CABLE FOR KEYBOARD</p>
			 <p>10pin</p>